

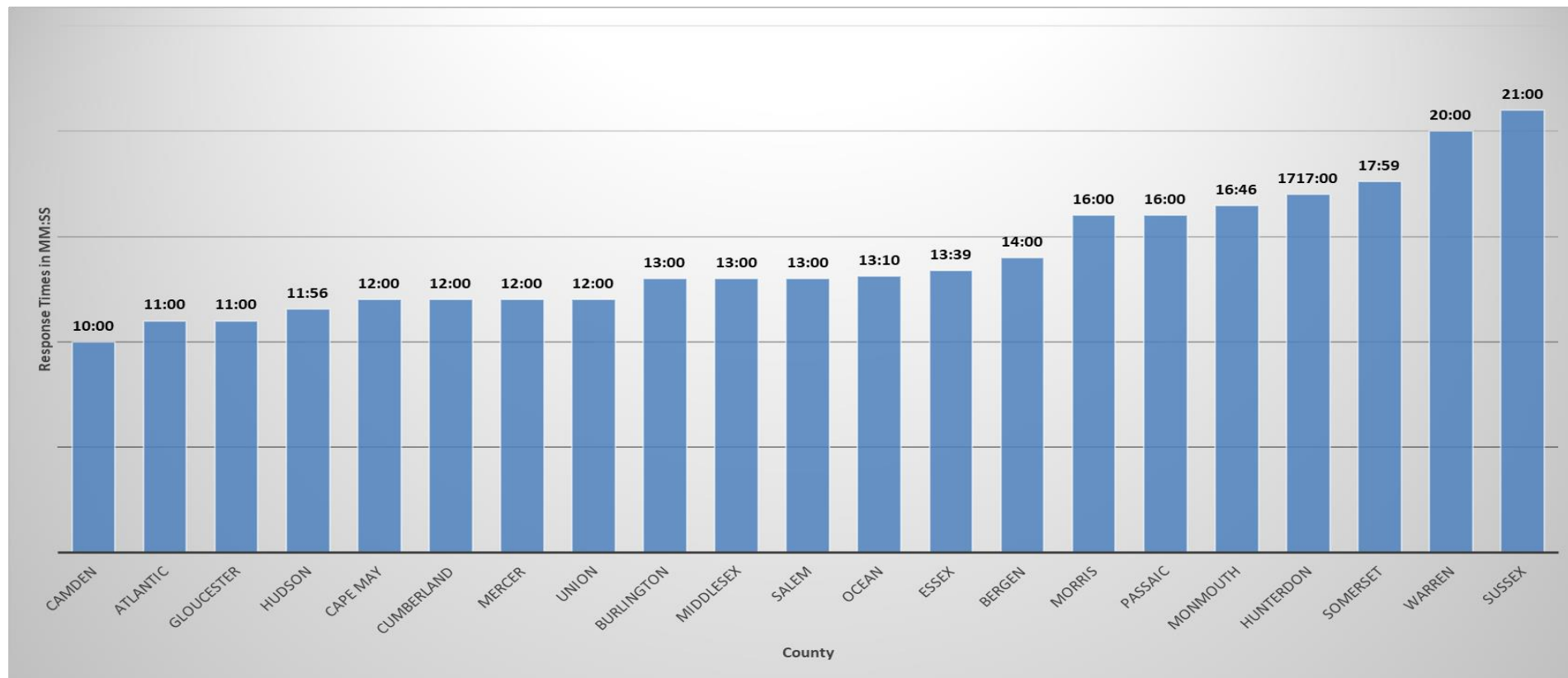
# EMS Monthly Report for March, 2019

NJ Department of Health  
Office of Emergency Medical Services (OEMS)



# All EMS Agency Response Times by County, in Minutes March , 2019

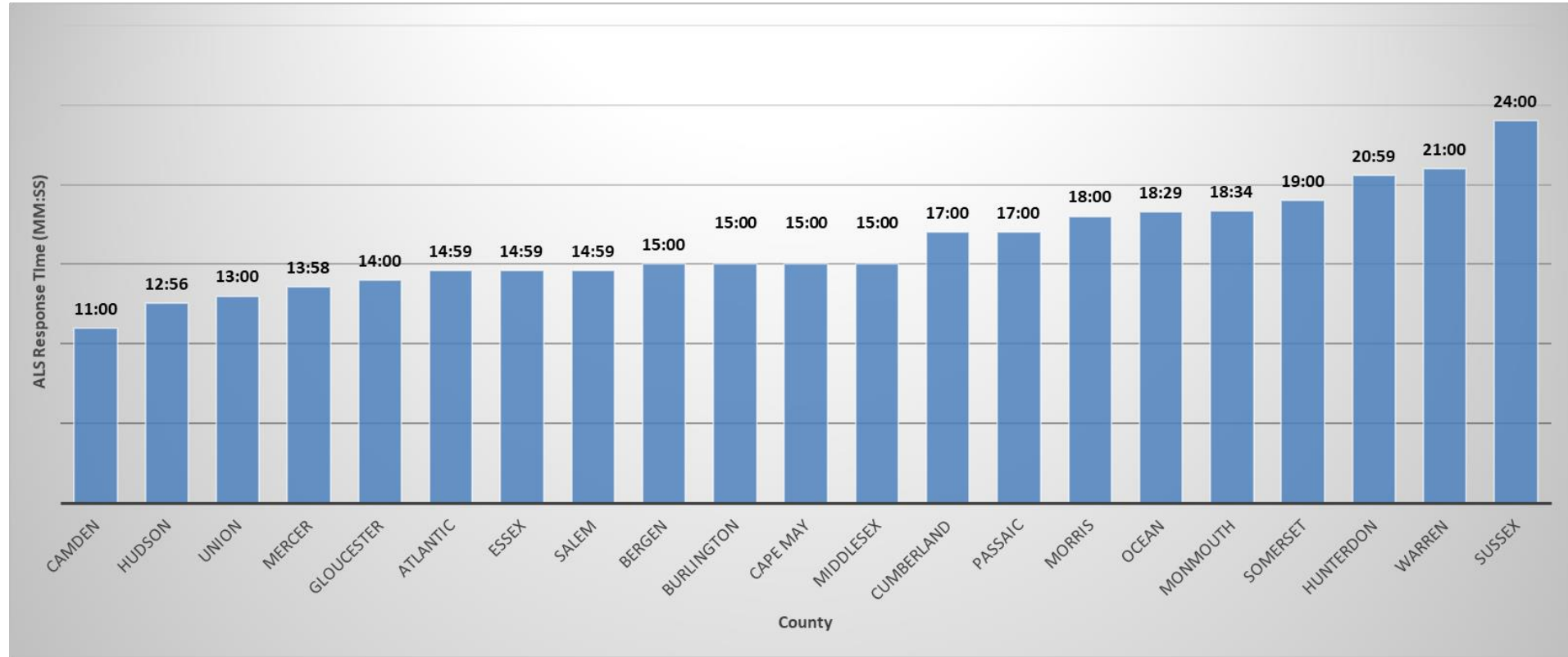
County	90 <sup>th</sup> Percentile	Total Calls
Camden	10:00	6,276
Atlantic	11:00	4,310
Gloucester	11:00	2,620
Hudson	11:56	7,508
Cape May	12:00	1,258
Cumberland	12:00	2,192
Mercer	12:00	4,172
Union	12:00	4,165
Burlington	13:00	4,231
Middlesex	13:00	6,907
Salem	13:00	776
Ocean	13:10	3,942
Essex	13:39	11,756
Bergen	14:00	5,782
Morris	16:00	3,330
Passaic	16:00	3,670
Monmouth	16:46	3,479
Hunterdon	17:00	957
Somerset	17:59	1,899
Warren	20:00	846
Sussex	21:00	1,135
<b>Total Calls</b>		<b>81,211</b>



- Response time is defined as agency dispatch to agency unit arrival on location
- Fractions of a minute were calculated: (fraction of a minute) x 60
- Includes 100% ALS and ~85% BLS statewide data
- 90<sup>th</sup> Percentile represented as MM.SS
- Non-patient type calls are excluded from this report
- Non-emergency patient transports are excluded from this report

## All ALS Agency Response Times by County, in Minutes March , 2019

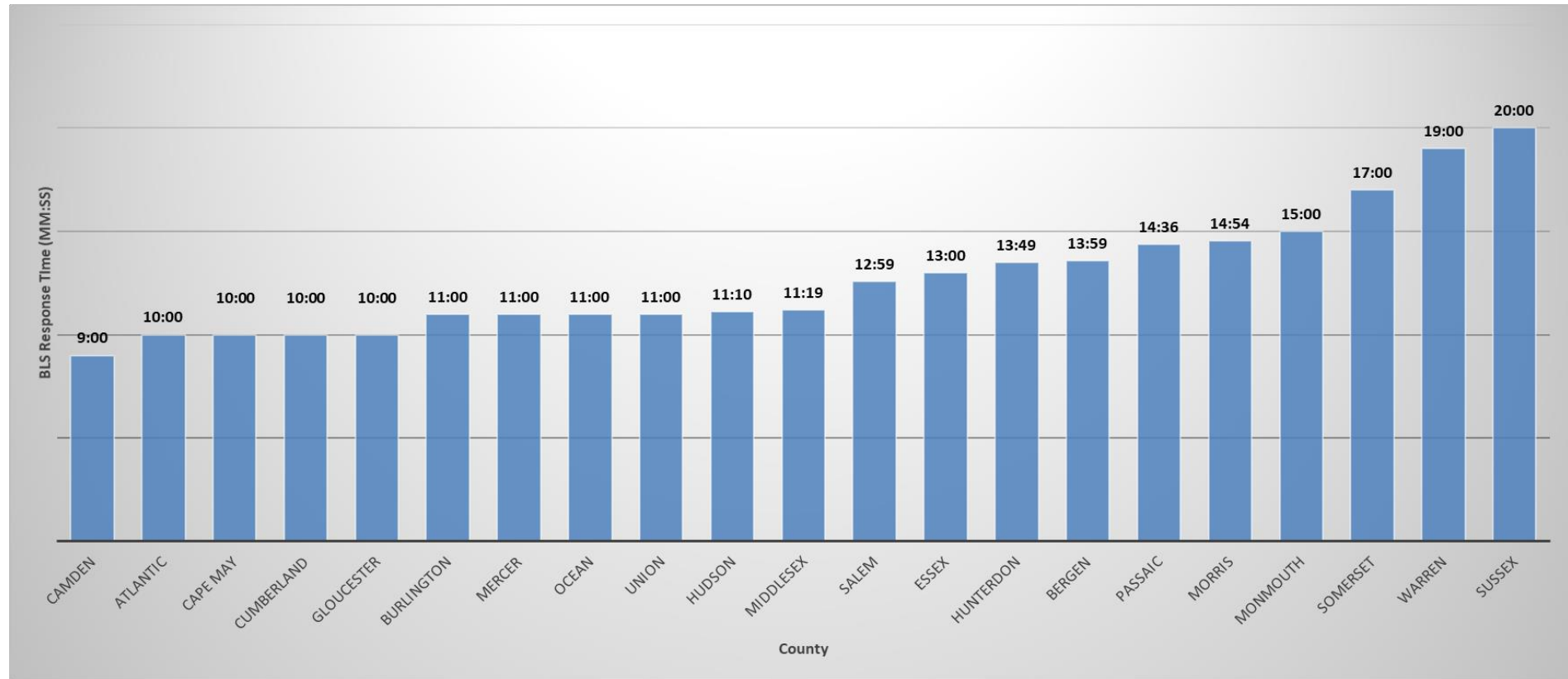
County	90 <sup>th</sup> Percentile	Total ALS Calls
Camden	11:00	1,871
Hudson	12:56	2,083
Union	13:00	1,290
Mercer	13:58	1,041
Gloucester	14:00	717
Atlantic	14:59	959
Essex	14:59	2,514
Salem	14:59	184
Bergen	15:00	1,532
Burlington	15:00	1,083
Cape May	15:00	323
Middlesex	15:00	1,592
Cumberland	17:00	553
Passaic	17:00	1,294
Morris	18:00	1,093
Ocean	18:29	715
Monmouth	18:34	796
Somerset	19:00	555
Hunterdon	20:59	311
Warren	21:00	294
Sussex	24:00	333
<b>Total ALS calls</b>		<b>21,133</b>



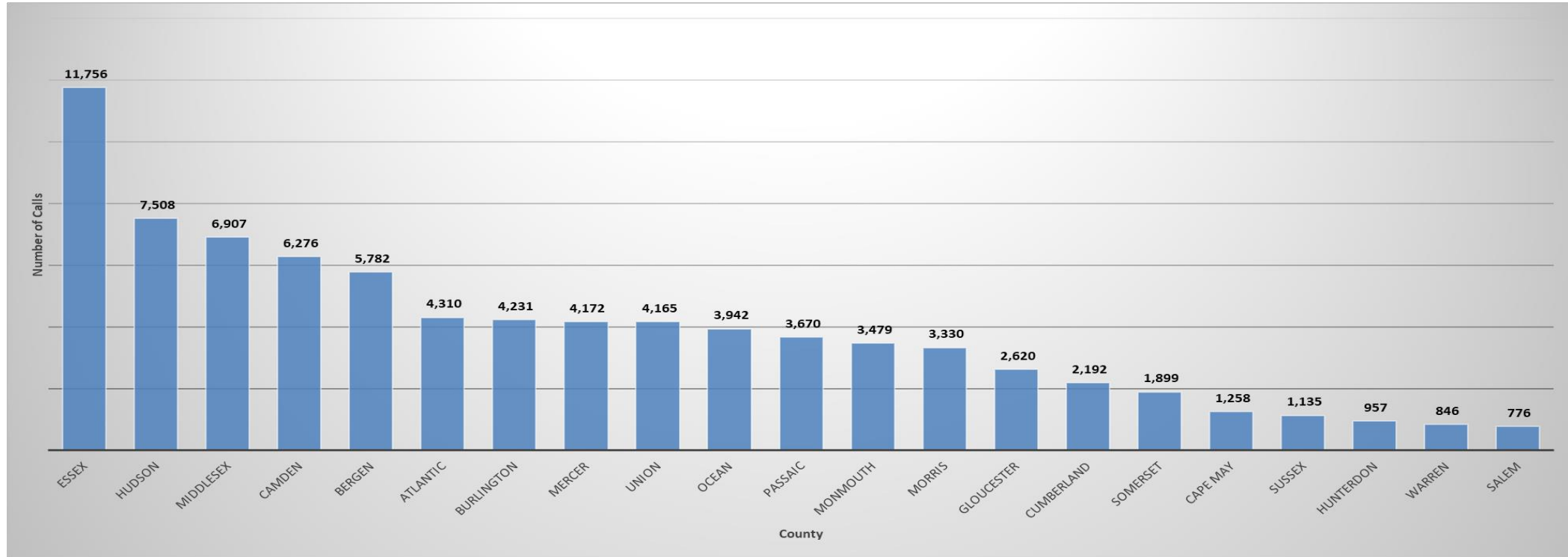
Since January, 2018: Response time for ALS and BLS has been added to the report

## All BLS Agency Response Times by County, in Minutes March , 2019

County	90 <sup>th</sup> Percentile	BLS Calls
Camden	9:00	4,401
Atlantic	10:00	3,350
Cape May	10:00	922
Cumberland	10:00	1,619
Gloucester	10:00	1,900
Burlington	11:00	3,147
Mercer	11:00	3,124
Ocean	11:00	3,221
Union	11:00	2,849
Hudson	11:10	5,377
Middlesex	11:19	5,062
Salem	12:59	587
Essex	13:00	9,191
Hunterdon	13:49	646
Bergen	13:59	4,249
Passaic	14:36	2,376
Morris	14:54	2,237
Monmouth	15:00	2,668
Somerset	17:00	1,338
Warren	19:00	552
Sussex	20:00	801
<b>Total BLS Calls</b>		<b>59,617</b>



# Total Calls for EMS by County March, 2019

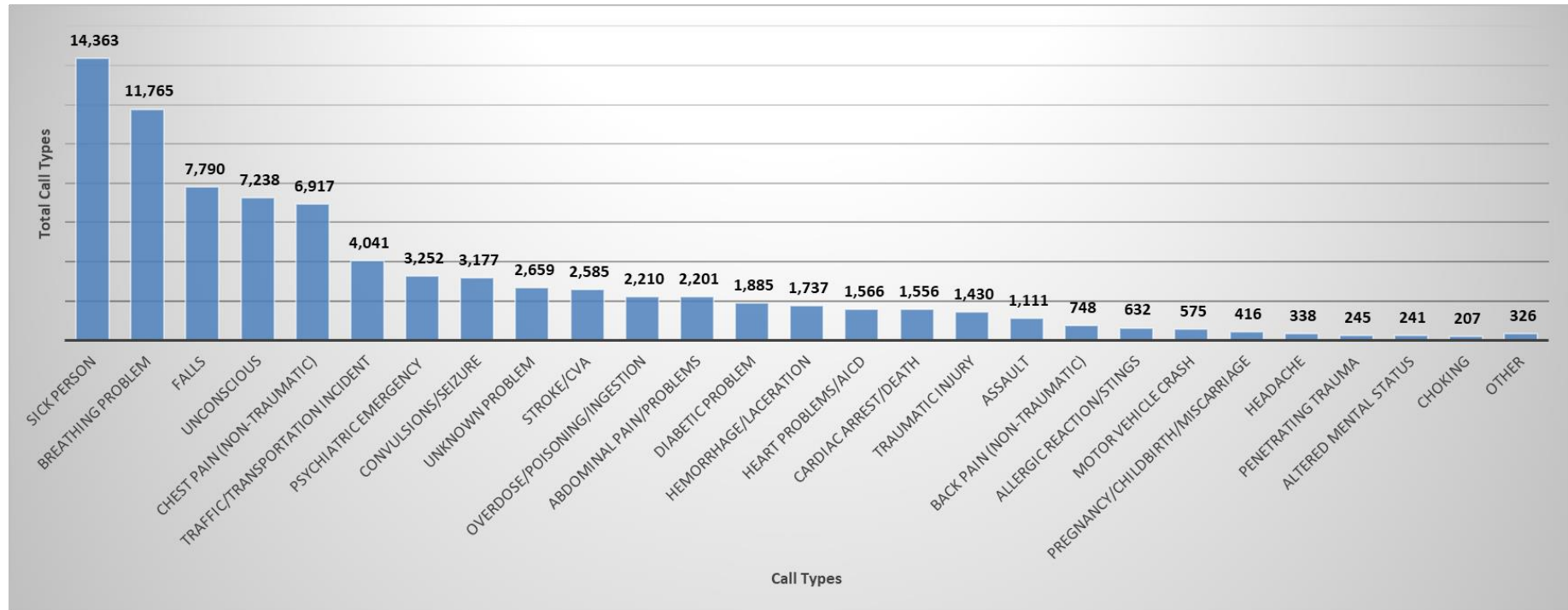


County	Essex	Hudson	Middlesex	Camden	Bergen	Atlantic	Burlington	Mercer	Union	Ocean	Passaic
<b>Total Calls</b>	11,756	7,508	6,907	6,276	5,782	4,310	4,231	4,172	4,165	3,942	3,670
<b>% Total</b>	14.5%	9.3%	8.5%	7.7%	7.1%	5.3%	5.2%	5.1%	5.1%	4.9%	4.5%
County	Monmouth	Morris	Gloucester	Cumberland	Somerset	Cape May	Sussex	Hunterdon	Warren	Salem	Total Calls
<b>Total Calls</b>	3,479	3,330	2,620	2,192	1,899	1,258	1,135	957	846	776	81,211
<b>% Total</b>	4.3%	4.1%	3.2%	2.7%	2.3%	1.5%	1.4%	1.2%	1.0%	1.0%	100%

- Total call report includes all emergency responses by agencies where a patient encounter occurred and a report was generated
- Includes 100% ALS and ~85% BLS statewide data
- Non-patient type call types are excluded from this report
- Non-emergency patient transports are excluded in this report

# Call Types with More than 100 Reported Incidents Statewide March, 2019

Call Types	Count	Percent
Sick Person	14,363	17.7%
Breathing Problem	11,765	14.5%
Falls	7,790	9.6%
Unconscious	7,238	8.9%
Chest Pain (Non-Traumatic)	6,917	8.5%
Traffic/Transportation Incident	4,041	5.0%
Psychiatric Emergency	3,252	4.0%
Convulsions/Seizure	3,177	3.9%
Unknown Problem	2,659	3.3%
Stroke/CVA	2,585	3.2%
Overdose/Poisoning/Ingestion	2,210	2.7%
Abdominal Pain/Problems	2,201	2.7%
Diabetic Problem	1,885	2.3%
Hemorrhage/Laceration	1,737	2.1%
Heart Problems/AICD	1,566	1.9%
Cardiac Arrest/Death	1,556	1.9%
Traumatic Injury	1,430	1.8%
Assault	1,111	1.4%
Back Pain (Non-Traumatic)	748	0.9%
Allergic Reaction/Stings	632	0.8%
Motor Vehicle Crash	575	0.7%
Pregnancy/Childbirth/Miscarriage	416	0.5%
Headache	338	0.4%
Penetrating Trauma	245	0.3%
Altered Mental Status	241	0.3%
Choking	207	0.3%
Other	326	0.4%
<b>Total Call Types</b>	<b>81,211</b>	<b>100%</b>



- The call type is a description of the emergency as designated by the dispatch center. Call type (descriptions) are based on the predefined “national” call types which are and “mapped” by the agency’s specific software.
- Includes 100% ALS and ~85% BLS statewide data
- This report includes call types as reported by the EMS agency
- Non-patient type calls are excluded from this report
- Non-emergency patient transports are excluded in this report
- Some category names have been shortened for brevity

# Top Five Call Types by County, March, 2019

Atlantic		Bergen		Burlington		Camden		Cape May	
Call Type	# Calls	Call Type	# Calls	Call Type	# Calls	Call Type	# Calls	Call Type	# Calls
Sick Person	1,165	Sick Person	1,222	Breathing Problem	660	Breathing Problem	1,081	Sick Person	259
Breathing Problem	462	Breathing Problem	908	Falls	471	Sick Person	1,031	Breathing Problem	194
Chest Pain (Non-Traumatic)	422	Falls	674	Heart Problems/AICD	402	Unconscious	870	Falls	161
Falls	382	Unconscious	463	Unconscious	395	Chest Pain (Non-Traumatic)	499	Chest Pain (Non-Traumatic)	129
Unknown Problem	328	Chest Pain (Non-Traumatic)	363	Unknown Problem	354	Falls	462	Unconscious	95

Cumberland		Essex		Gloucester		Hudson		Hunterdon	
Call Type	# Calls	Call Type	# Calls	Call Type	# Calls	Call Type	# Calls	Call Type	# Calls
Sick Person	490	Sick Person	2,784	Breathing Problem	459	Sick Person	1,478	Unconscious	129
Breathing Problem	326	Breathing Problem	1,456	Unconscious	366	Breathing Problem	1,100	Breathing Problem	128
Chest Pain (Non-Traumatic)	269	Chest Pain (Non-Traumatic)	790	Chest Pain (Non-Traumatic)	351	Chest Pain (Non-Traumatic)	713	Falls	106
Unconscious	141	Unconscious	770	Falls	315	Unconscious	611	Sick Person	90
Psychiatric Emergency	132	Falls	759	Sick Person	203	Falls	484	Chest Pain (Non-Traumatic)	75

Mercer		Middlesex		Monmouth		Morris		Ocean	
Call Type	# Calls	Call Type	# Calls	Call Type	# Calls	Call Type	# Calls	Call Type	# Calls
Sick Person	853	Sick Person	1,101	Breathing Problem	479	Sick Person	621	Breathing Problem	628
Breathing Problem	646	Breathing Problem	936	Falls	465	Falls	463	Falls	586
Chest Pain (Non-Traumatic)	423	Falls	820	Unconscious	348	Breathing Problem	441	Sick Person	486
Falls	338	Chest Pain (Non-Traumatic)	650	Sick Person	278	Unconscious	322	Unconscious	392
Unconscious	307	Unconscious	582	Chest Pain (Non-Traumatic)	273	Chest Pain (Non-Traumatic)	307	Chest Pain (Non-Traumatic)	247

Passaic		Salem		Somerset		Sussex		Union	
Call Type	# Calls	Call Type	# Calls	Call Type	# Calls	Call Type	# Calls	Call Type	# Calls
Sick Person	649	Unknown Problem	186	Breathing Problem	316	Sick Person	202	Sick Person	731
Breathing Problem	598	Breathing Problem	115	Sick Person	263	Breathing Problem	150	Breathing Problem	555
Chest Pain (Non-Traumatic)	302	Chest Pain (Non-Traumatic)	102	Unconscious	235	Falls	133	Unconscious	414
Unconscious	301	Unconscious	57	Falls	211	Chest Pain (Non-Traumatic)	94	Falls	402
Falls	280	Traffic/Transportation Incident	47	Chest Pain (Non-Traumatic)	207	Traffic/Transportation Incident	80	Chest Pain (Non-Traumatic)	370

Warren		New Jersey	
Call Type	# Calls	Call Type	# Calls
Falls	131	Sick Person	14,363
Breathing Problem	127	Breathing Problem	11,765
Unconscious	92	Falls	7,790
Sick Person	91	Unconscious	7,238
Chest Pain (Non-Traumatic)	90	Chest Pain (Non-Traumatic)	6,917

- The call type is a description of the emergency as designated by the dispatch center. Call type (descriptions) are based on the predefined "national" call types which are and "mapped" by the agency's specific software
- Includes 100% ALS and ~85% BLS statewide data
- This report includes call types as reported by the EMS agency
- Non-Patient type calls are excluded from this report
- Non-Emergency patient transports are excluded in this report
- Some category names have been shortened for brevity